

2017 XCEL South State Bronze & Silver

Team Results





Apr 29-30, 2017

Page: 1

Printed: 5/3/2017 4:18:11 PM

Women / XS / All Ages

Session: All

Rank	Gym	Team	Score				
1	Katy Kips	LG	191.675	48.275 1	47.275 7T	48.150 1	47.975 6
2	Maximum	LG	191.650	47.250 5T	48.150 1	47.775 2	48.475 1
3	HGC	LG	191.150	47.850 2	47.950 4	47.225 5T	48.125 5
4	Pearland Elite	LG	190.950	47.325 4	48.025 3	47.225 5T	48.375 2T
5	Texas Star Gymnastic	LG	190.800	47.175 7	47.625 6	47.625 3	48.375 2T
6	Aerial Athletics	LG	190.000	46.800 11	48.100 2	47.175 8	47.925 7T
7	Above the Bar	LG	189.850	47.250 5T	47.875 5	47.200 7	47.525 11
8	AA Gym	LG	189.650	47.450 3	47.275 7T	46.575 12	48.350 4
9	Mazeika's Elite	LG	188.875	46.975 9	46.925 10T	47.050 9	47.925 7T
10	Sugar Land Gymnastic	LG	188.575	47.000 8	46.925 10T	46.975 10	47.675 9
11	Sunburst Gymnastics	LG	186.475	45.400 15	46.650 14	47.400 4	47.025 14
12	Aog	LG	186.450	45.825 13	46.800 12	46.350 14	47.475 12
13	Fun & Fitness	LG	186.250	45.725 14	47.075 9	46.375 13	47.075 13
14	Iron Cross	LG	185.500	46.725 12	46.075 16	46.650 11	46.050 16
15	Showcase Gym	LG	184.500	46.875 10	45.000 17	45.025 15	47.600 10
16	Powerhouse TNT	LG	181.325	45.350 16	46.675 13	43.800 16	45.500 17
17	Olympia	LG	181.025	44.850 17	46.475 15	43.525 17	46.175 15